



Crack Monitoring Record

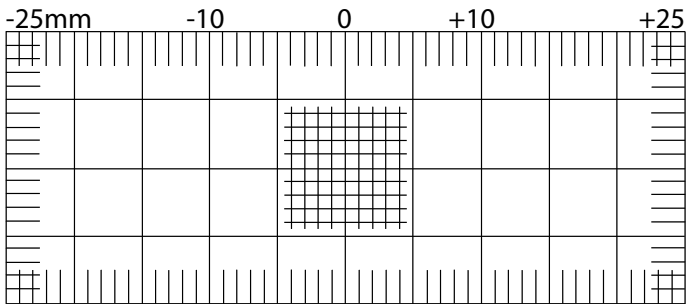
Project: _____

Location of Monitor: _____

Indicate on the diagrams below the Crack Monitor movement at each reading after the crack widths have been measured using the Crack Width Gauge.

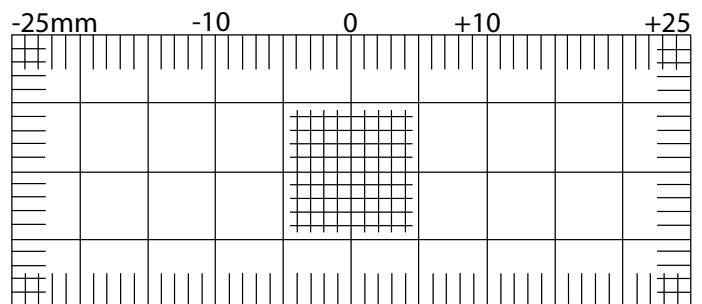
Plus (+) Represents crack opening and minus (-) represents crack closing on the horizontal scale.

Date of Reading: _____



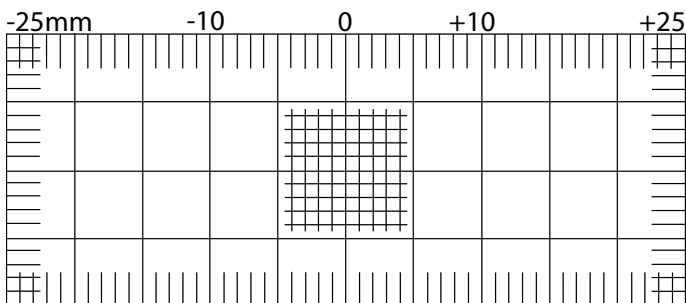
Distance Between Spigots: _____ mm

Date of Reading: _____



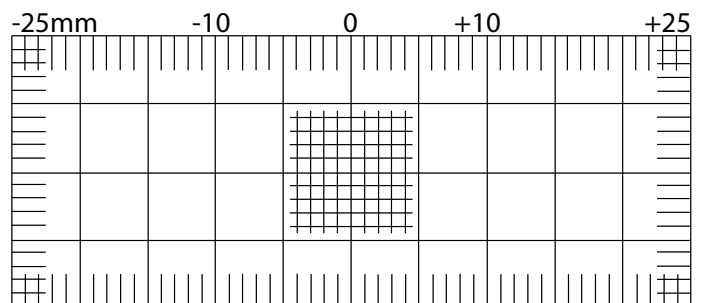
Distance Between Spigots: _____ mm

Date of Reading: _____



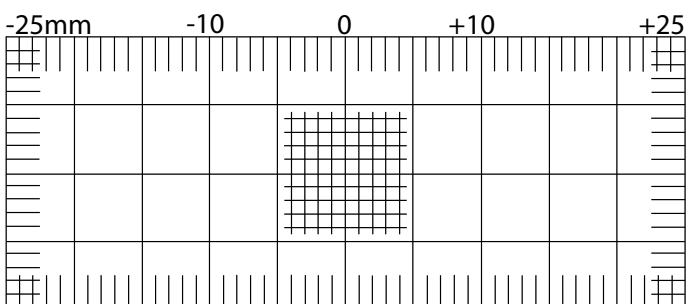
Distance Between Spigots: _____ mm

Date of Reading: _____



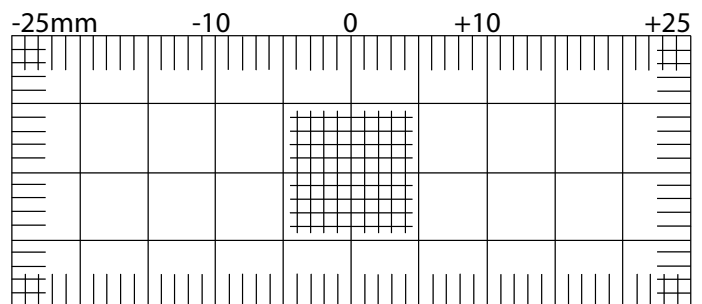
Distance Between Spigots: _____ mm

Date of Reading: _____



Distance Between Spigots: _____ mm

Date of Reading: _____



Distance Between Spigots: _____ mm